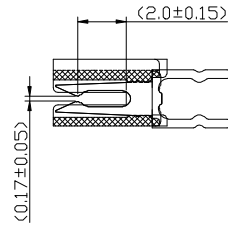
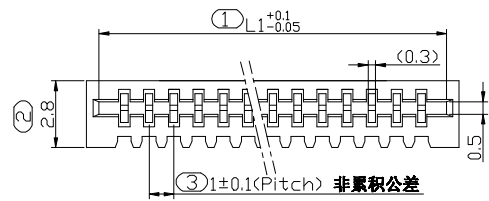
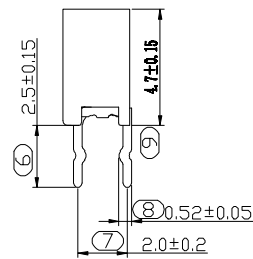
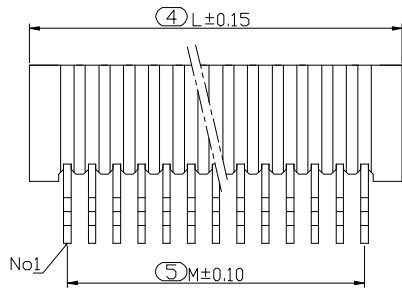


1 2 3 4 5 6 7 8 9

F

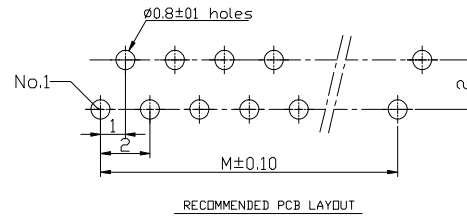
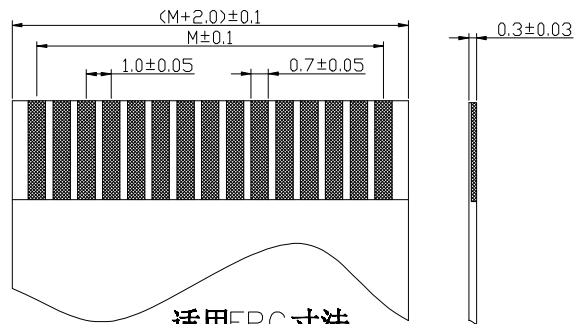


E



D

C



voltage Rating:50,AC DC
 Insulation Resistance:500MΩ Min.
 Dielectric Withstanding Voltage:500V AC
 Contact Resistance:30mΩ Max.
 Operating Temperature:-25°C to +85°C

Materials
 Contact Material:Phosphor Bronze
 Insulator Material:High Temperature Thermoplastic, UL 94V-0 PA46 or the equivalent material
 All materials must meet GREENCONN hazardous substances control standards.

No. of PIN/ROW	Dimension Information			No. of PIN/ROW	Dimension Information		
	M	LT	L		M	LT	L
04	3.0	5.06	6.0	23	22.0	24.06	25.0
05	4.0	6.06	7.0	24	23.0	25.06	26.0
06	5.0	7.06	8.0	25	24.0	26.06	27.0
07	6.0	8.06	9.0	26	25.0	27.06	28.0
08	7.0	9.06	10.0	27	26.0	28.06	29.0
09	8.0	10.06	11.0	28	27.0	29.06	30.0
10	9.0	11.06	12.0	29	28.0	30.06	31.0
11	10.0	12.06	13.0	30	29.0	31.06	32.0
12	11.0	13.06	14.0	31	30.0	32.06	33.0
13	12.0	14.06	15.0	32	31.0	33.06	34.0
14	13.0	15.06	16.0	33	32.0	34.06	35.0
15	14.0	16.06	17.0	34	33.0	35.06	36.0
16	15.0	17.06	18.0	35	34.0	36.06	37.0
17	16.0	18.06	19.0	36	35.0	37.06	38.0
18	17.0	19.06	20.0	37	36.0	38.06	39.0
19	18.0	20.06	21.0	38	37.0	39.06	40.0
20	19.0	21.06	22.0	39	38.0	40.06	41.0
21	20.0	22.06	23.0	40	39.0	41.06	42.0
22	21.0	23.06	24.0				

B

Ordering Information

C FCA102 - XX XX A 001 F X A X

No. of Pins per Row 04~40 Standard Plating 01=Tin Selective Plating Color 1=Black Standard Packing XXXX

A

格稜股份有限公司
Greenconn Corporation

REV. A UNIT. mm SCALE. 1:1 PAGE. 1/1

GENERAL TOLERANCE	
X.'±3.0'	
.X'±1.0'	>30±0.35
.XX'±/	10~30±0.25
.XXX'±/	<10±0.20

DESIGN: DATE: ~~DATE:~~

CHECKED: DATE: ~~DATE:~~

APPROVED: DATE: ~~DATE:~~

DWG. NO. CFCA102-CA1FS

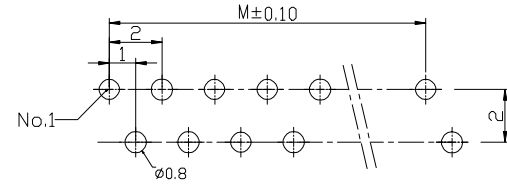
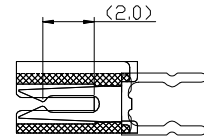
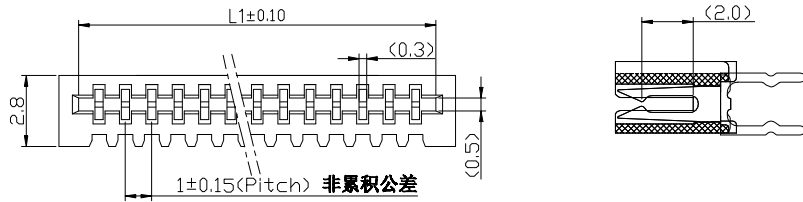
PART NO. CFCA102-XXXXA001FXSX

TITLE. 1.0FFC Type

1 2 3 4 5 6 7 8 9

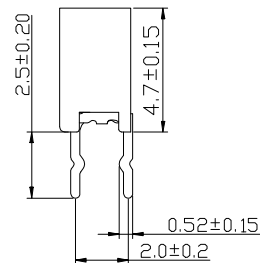
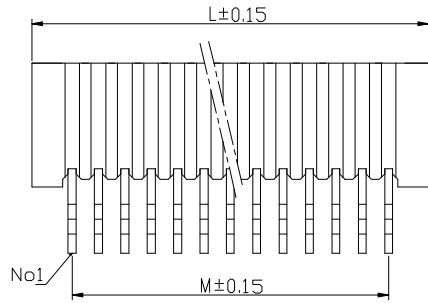
1 2 3 4 5 6 7 8 9

F



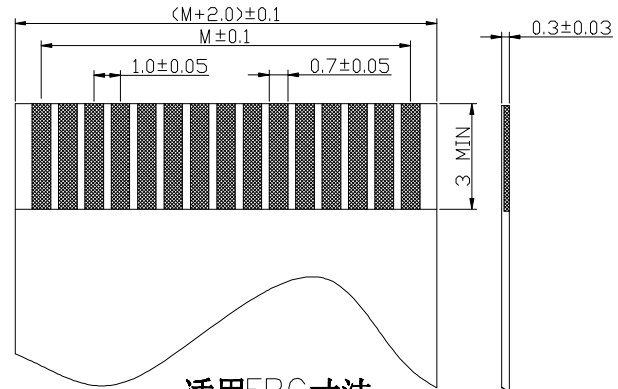
适用线路板
RECOMMENDED PCB LAYOUT

E



D

C



NOTES

MATERIAL;
Contact Material: Phosphor Bronze
Insulator Material: PA9T UL94V-0
PLATING SEE PART NUMBER

RATING
OPERATING TEMPERATURE: -25~85°C
OPERATING VOLTAGE: 50V AC/DC
CURRENT RATING: 1.0 AMPS
DIELECTRIC WITHSTANDING VOLTAGE:
500V AC/Minute;
INSULATION RESISTANCE: 500MΩ Min;
CONTACT RESISTANCE: 0.03Ω Max;

Pins	M	L1	L	Pins	M	L1	L
4	3.0	5.06	6.0	23	22.0	24.06	25.0
5	4.0	6.06	7.0	24	23.0	25.06	26.0
6	5.0	7.06	8.0	25	24.0	26.06	27.0
7	6.0	8.06	9.0	26	25.0	27.06	28.0
8	7.0	9.06	10.0	27	26.0	28.06	29.0
9	8.0	10.06	11.0	28	27.0	29.06	30.0
10	9.0	11.06	12.0	29	28.0	30.06	31.0
11	10.0	12.06	13.0	30	29.0	31.06	32.0
12	11.0	13.06	14.0	31	30.0	32.06	33.0
13	12.0	14.06	15.0	32	31.0	33.06	34.0
14	13.0	15.06	16.0	33	32.0	34.06	35.0
15	14.0	16.06	17.0	34	33.0	35.06	36.0
16	15.0	17.06	18.0	35	34.0	36.06	37.0
17	16.0	18.06	19.0	36	35.0	37.06	38.0
18	17.0	19.06	20.0	37	36.0	38.06	39.0
19	18.0	20.06	21.0	38	37.0	39.06	40.0
20	19.0	21.06	22.0	39	38.0	40.06	41.0
21	20.0	22.06	23.0	40	39.0	41.06	42.0
22	21.0	23.06	24.0				

B

适用FPC寸法
APPLICABLE FPC

Ordering Information



A

 Website: www.greenconn.com E-mail: sales@greenconn.com	3RD.ANG PROJ.	GENERAL TOLERANCE		DESIGNED:	DATE:	DWG. NO. CFCA102-CA032	TITLE. 1.0mm FPC CONN-ZIF DIP H=4.7 VERTICAL CONTACT		
		X'±5.0'	X.±0.35					CHECKED:	DATE:
	PAGE. 1/1	.X'±3.0'	.X±0.30					APPROVED:	DATE:
REV. A	UNIT. mm	SCALE. 1:1				PART NO. CFCA102-XXXX A032DXAX			

1 2 3 4 5 6 7 8 9